



# JBL PROFLORA Direct

High performance direct diffuser for CO2

Suitable for:



- For an economical and direct plant fertilisation: CO2 diffuser for external filters
- Easy to install: connect to hose of external filter
- Exact dosing: integrated bubble counter, no water backflow thanks to backflow stop
- 20 % CO2 saving due to an especially effective diaphragm
- Package contents: 1 ready-for-connection high performance CO2 direct diffuser



You may also be interested in

You can find a complete overview here: <https://www.jbl.de/qr/63339>



## JBL PROFLORA CO2 Count Safe

Bubble counter with backflow stop



## JBL PROFLORA m001 duo

Fitting to reduce pressure for 2 CO2 diffusers



## JBL PROFLORA v002

Noiseless solenoid valve



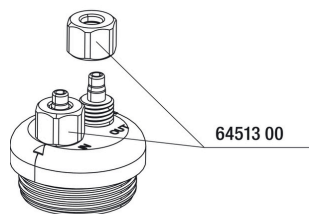


# JBL PROFLORA Direct

## Accessories



**JBL Power Clean**  
Cleaning solution for CO<sub>2</sub>  
diffusers and decoration



**JBL Cap Nut Air/CO<sub>2</sub>  
hose**



**JBL PROFLORA Direct  
Membrane**  
**12/16,16/22,19/25**  
Replacement diaphragm for  
ProFlora Direct

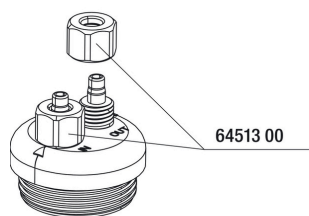


# JBL PROFLORA Direct

 Spare parts



JBL CP e union nut for  
hose connection



JBL Cap Nut Air/CO<sub>2</sub>  
hose



JBL PF Direct bubble  
counter



JBL PF Direct  
mounting, complete



JBL PF Direct seal set



# JBL PROFLORA Direct



## Product information

### Ideal nutrition for plants


The right CO<sub>2</sub> concentration in the water is of great importance for the aquarium plants. Carbon dioxide is the main nutrient for plants and promotes their growth. Plants use the CO<sub>2</sub> for the photosynthesis and thus supply the water with essential oxygen. They prevent algae growth, remove pollutants, provide hiding places and reduce pathogens.

### Economical and direct

This practical CO<sub>2</sub> direct diffuser saves a diffuser in the aquarium, a bubble counter and a check valve. It even saves 20 % CO<sub>2</sub> thanks to its ingenious functioning. All that is needed is an external filter with a suitable hose connection.

### Easy to install

In order to ensure that the CO<sub>2</sub> gas passes as far along the inside of the hose as possible, the direct diffuser needs to be integrated into the hose as close as possible to the external filter. A vertical mounting position will ensure the best readability of the bubble counter.

Further information	
FAQ	✓
Blog	✓
Press	✓
Laboratory/calculator	x
Worth reading	✓
Spare parts	✓
Video	✓
GarantiePlus	x
Instructions	✓
QR code	



# JBL PROFLORA Direct

Food type	-
Sub product type	-
Dosing	-