



# JBL PROFLORA CO2 Count Safe

Bubble counter with backflow stop

Suitable for:



- To adjust the CO2 level: bubble counter with backflow stop for the exact dosing of the CO2 supply in the aquarium
- Fill bubble counter with water, connect with hose to CO2 system and diffuser, fix outside the aquarium with 2 suction cups on the glass or 2 screws on the furniture
- Easy bubble check: CO2 bubbles are visible and countable, no backflow thanks to check valve, for all common CO2 systems
- Reliable hose screw connection prevents accidental loosening of the hoses
- Package contents: bubble counter for CO2 systems, CO2 CountSafe, dimensions: 105 x 175 x 40 mm

You may also be interested in

You can find a complete overview here: <https://www.jbl.de/qr/64469>



**JBL PROFLORA Direct**  
High performance direct  
diffuser for CO2



**JBL PROFLORA Taifun M**  
CO2 high-performance diffuser



**JBL PROFLORA Taifun P**  
Mini CO2 diffuser for nano  
freshwater aquariums



# JBL PROFLORA CO2 Count Safe



Accessories



## JBL PROFLORA T3

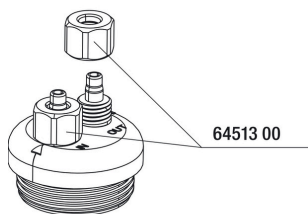
Special hose for CO2 systems  
in aquariums



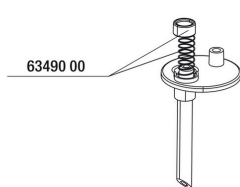
# JBL PROFLORA CO2 Count Safe



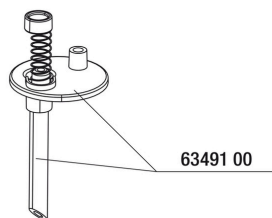
Spare parts



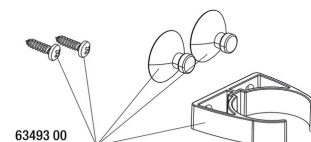
JBL Cap Nut Air/CO<sub>2</sub>  
hose



JBL CO2 Count safe  
spring + seal



JBL CO2 Count safe  
retaining plate



JBL CO2 Count safe  
holder kit



# JBL PROFLORA CO2 Count Safe



## Product information

### Ideal nutrition for plants

The right CO2 concentration in the water is of great importance for the aquarium plants. Carbon dioxide is the main nutrient for plants and promotes their growth. Plants use the CO2 for the photosynthesis and thus supply the water with essential oxygen. They prevent algae growth, remove pollutants, provide hiding places and reduce pathogens.

### Even enrichment


The magnifying glass in the transparent section enables an easier bubble counting for an exact dosing of the CO2 amount.

### Easy to install

Fill the bubble counter with water. Attach it with a hose to the CO2 system and to the diffuser (CO2 system and diffuser not included). Fix the bubble counter outside the aquarium with 4 suction cups on the glass or with 2 screws on the furniture.

### Safe

The bubble counter has a hose screw connection and can easily be cleaned and filled thanks to the bayonet catch with O-ring. The correct CO2 amount varies from aquarium to aquarium and depends on the volume, the water movement and the planting of the aquarium. You can check the CO2 content by means of a CO2 test.

Further information	
FAQ	✓
Blog	✓
Press	✓
Laboratory/calculator	✗
Worth reading	✓
Spare parts	✓
Video	✓
GarantiePlus	✗
Instructions	✓
QR code	



# JBL PROFLORA CO2 Count Safe

Food type	-
Sub product type	-
Dosing	-