



# JBL PROFLORA v002

Noiseless solenoid valve

Suitable for:



- Accessory for CO2 fertiliser systems or pH control devices: noiseless solenoid valve for the dosing of the CO2 supply in aquariums
- Easy to use: integrate the solenoid valve into the incoming CO2 hose of the fertiliser system or install at the fitting of the pressure reducer
- Precise dosing: set CO2 level by activating a timer or with a pH control device (timer and controller not included)
- Hazard-free and economical : 12 V safety transformer, low heat generation thanks to power input of 2 W, up to 50 % CO2 savings, no noise emission, electronic power supply
- Package contents: 1 noiseless solenoid valve with 4/6 mm hose connections and hose securing, incl. universal power supply



You may also be interested in

You can find a complete overview here: <https://www.jbl.de/qr/64463>



**JBL PROFLORA Direct**  
High performance direct  
diffuser for CO2



**JBL PROFLORA Taifun M**  
CO2 high-performance diffuser



**JBL PROFLORA Taifun P**  
Mini CO2 diffuser for nano  
freshwater aquariums





# JBL PROFLORA v002



## Accessories



### JBL PROFLORA T3

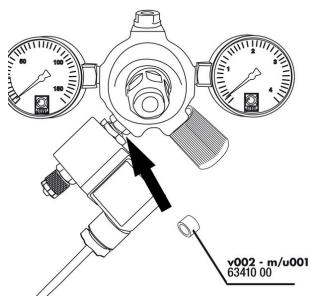
Special hose for CO2 systems  
in aquariums



# JBL PROFLORA v002



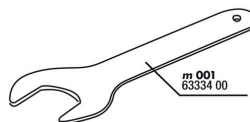
## Spare parts



JBL ProFlora "u/m" flat seal



JBL adapter UK for all flat-pin plugs



JBL ProFlora open-end spanner

JBL pH Control/  
solenoid valve  
transformer, as new



JBL pH Control Touch  
connection cable



# JBL PROFLORA v002



## Product information

### Precise dosing

Without light as an energy source plants do not absorb CO<sub>2</sub> but they still release CO<sub>2</sub>. A large supply of carbon dioxide is therefore not necessary at night. The noiseless solenoid valve makes a dosing of the required carbon dioxide possible. The device is controlled either by a night timer on the fertiliser unit or directly by a pH control unit (timer and controller not included). The correct CO<sub>2</sub> amount varies from aquarium to aquarium and depends on the volume, the water movement and the planting in the aquarium.

### Hazard-free and economical


Thanks to its low power input of 0.8 W the valve body is hardly warm to the touch and operates with a 12 V safety transformer. The noiseless solenoid saves up to 50% CO<sub>2</sub>.

### Attach directly to the pressure reducer:

You can either connect the solenoid valve JBL PROFLORA V002 to the pressure reducer via a hose or screw it on directly. The photos in the product picture show you how to do it.

### Why do you need a solenoid valve or a night shut-off?

Since plants only need CO<sub>2</sub> for photosynthesis during the lighting phase, you can turn off the CO<sub>2</sub> supply at night. To save you having to turn the CO<sub>2</sub> bottle on and off, there are solenoid valves (JBL PROFLORA v002) which can be controlled by a timer. The timer then switches the light and the CO<sub>2</sub> supply on via the solenoid valve in the morning and off again in the evening. People with a good head for figures will immediately recognise that the solenoid valve quickly recoups its cost expenditure by saving 50% CO<sub>2</sub>. It is always installed between the pressure reducer and the non-return valve. If you want to use a pH computer with automatic CO<sub>2</sub> control, you'll also need a solenoid valve. This is then not switched via the time switch, but via the pH control unit (JBL PROFLORA pH-Control Touch).

Further information	
FAQ	✓
Blog	✓
Press	✓
Laboratory/calculator	✗
Worth reading	✓
Spare parts	✓
Video	✓
GarantiePlus	✗
Instructions	✓
QR code	



# JBL PROFLORA v002

Food type	-
Sub product type	-
Dosing	-