



JBL PROFLORA m001 duo

Fitting to reduce pressure for 2 CO2 diffusers

Suitable for:



- Safe and precise CO2 dosing for two aquariums: precision pressure reducer with two separate outlets for refillable CO2 cylinders, cylinder pressure regulation from 60 down to 1.5 bar
- Easy to use: screw fitting onto the disposable cylinder. Connect each hose of the pressure reducer fitting to the diffusers in the aquariums. Adjust CO2 amount on both fine needle valves
- 2 fine needle valves: exact adjustment of bubble count, preadjusted working pressure: 1.5 bar (readjustment possible), 2 pressure gauges: working and cylinder pressure, connection thread: W 21.8x1/14
- Safe to use: excess pressure safety valve, highest reliability: diaphragm controlled pressure reducer
- Package contents: pressure reducer (thread W 21.8 x 1/14) for refillable CO2 cylinders, 2 CO2 outlets with 2 separate fine needle valves

You may also be interested in

You can find a complete overview here: <https://www.jbl.de/qr/64465>



JBL PROFLORA Direct
 High performance direct diffuser for CO2



JBL PROFLORA Taifun M
 CO2 high-performance diffuser



JBL PROFLORA Taifun P
 Mini CO2 diffuser for nano freshwater aquariums





JBL PROFLORA m001 duo

Accessories



JBL PROFLORA Direct
 High performance direct diffuser for CO₂



JBL PROFLORA T3
 Special hose for CO₂ systems in aquariums



JBL PROFLORA v002
 Noiseless solenoid valve



JBL PROFLORA Taifun Extend
 Extension for CO₂ high-performance diffuser



JBL PROFLORA Taifun M
 CO₂ high-performance diffuser



JBL PROFLORA Taifun S
 Extendable CO₂ diffuser for small aquariums



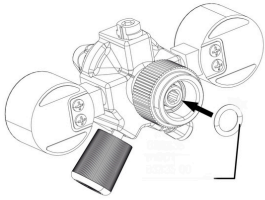
JBL PROFLORA Taifun P
 Mini CO₂ diffuser for nano freshwater aquariums





JBL PROFLORA m001 duo


Spare parts



JBL ProFlora "m" O-ring



JBL ProFlora "u/m" flat seal



JBL tube screw
connection 4/6
pressure reducer



JBL PROFLORA m001 duo



Product information


Easy to install

Screw the fitting onto the refillable CO2 cylinder. Connect the pressure reducer with a hose to the diffuser in the aquarium. Adjust the CO2 bubble count with both fine needle valves. The two pressure gauges indicate the cylinder and the working pressure. Hazard-free use: The pressure reducer is equipped with an excess pressure safety valve. This ensures a safe release if the working pressure is set too high, without damaging the fitting. The diaphragm control of the pressure reducer ensures absolute reliability.

Tip: Can be easily converted to a disposable cylinder system by unscrewing the union knurled nut with an Allen key.

Function of the pressure reducer:

To reduce the pressure from the pressurised gas cylinder, a pressure reducer is screwed on (JBL PROFLORA u001 or m001). It reduces the 50-60 bar cylinder pressure to a working pressure of approx. 1.5 bar. This 1.5 bar is then dosed so precisely by a small hand wheel (fine needle valve) that individual CO2 bubbles are visible and countable in the connected bubble counter. On some pressure reducers the cylinder pressure and the working pressure are displayed on manometers. Strictly speaking, these displays are not absolutely necessary because the cylinder pressure does not slowly drop as with diving cylinders with compressed air and one would thus be warned when the cylinder is running low. Instead, the pressure stays at its maximum pressure and then drops to zero in no time. So unfortunately there is no slow decrease of the cylinder filling pressure. The working pressure would only be important if it had to be adjusted. But this is normally not necessary. But somehow, most people feel better if the two pressure gauges provide them with pressure indications.

Further information	
FAQ	✓
Blog	✓
Press	✓
Laboratory/calculator	✗
Worth reading	✓
Spare parts	✓
Video	✓
GarantiePlus	✗
Instructions	✓
QR code	





JBL PROFLORA m001 duo

Food type	-
Sub product type	-
Dosing	-

