



JBL PROFLORA Direct

High performance direct diffuser for CO2

Suitable for:



- For an economical and direct plant fertilisation: CO2 diffuser for external filters
- Easy to install: connect to hose of external filter
- Exact dosing: integrated bubble counter, no water backflow thanks to backflow stop
- 20 % CO2 saving due to an especially effective diaphragm
- Package contents: 1 ready-for-connection high performance CO2 direct diffuser



You may also be interested in

You can find a complete overview here: <https://www.jbl.de/qr/63339>



JBL PROFLORA CO2 Count Safe

Bubble counter with backflow stop



JBL PROFLORA m001 duo

Fitting to reduce pressure for 2 CO2 diffusers



JBL PROFLORA v002

Noiseless solenoid valve





JBL PROFLORA Direct

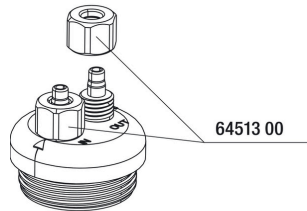


Accessories



JBL Power Clean

Cleaning solution for CO₂ diffusers and decoration



JBL Cap Nut Air/CO₂ hose



JBL PROFLORA Direct Membrane

12/16, 16/22, 19/25

Replacement diaphragm for ProFlora Direct



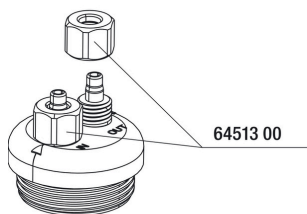
JBL PROFLORA Direct



Spare parts



JBL CP e union nut for
hose connection



JBL Cap Nut Air/CO₂
hose



JBL PF Direct bubble
counter



JBL PF Direct
mounting, complete



JBL PF Direct seal set



JBL PROFLORA Direct



Product information

Ideal nutrition for plants


The right CO₂ concentration in the water is of great importance for the aquarium plants. Carbon dioxide is the main nutrient for plants and promotes their growth. Plants use the CO₂ for the photosynthesis and thus supply the water with essential oxygen. They prevent algae growth, remove pollutants, provide hiding places and reduce pathogens.

Economical and direct

This practical CO₂ direct diffuser saves a diffuser in the aquarium, a bubble counter and a check valve. It even saves 20 % CO₂ thanks to its ingenious functioning. All that is needed is an external filter with a suitable hose connection.

Easy to install

In order to ensure that the CO₂ gas passes as far along the inside of the hose as possible, the direct diffuser needs to be integrated into the hose as close as possible to the external filter. A vertical mounting position will ensure the best readability of the bubble counter.

Further information	
FAQ	✓
Blog	✓
Press	✓
Laboratory/calculator	x
Worth reading	✓
Spare parts	✓
Video	✓
GarantiePlus	x
Instructions	✓
QR code	



JBL PROFLORA Direct

Food type	-
Sub product type	-
Dosing	-

