



JBL PROFLORA u001

Pressure reducer

Suitable for:



- Safe and exact CO2 dosing for aquariums: precision pressure reducer for disposable CO2 cylinders. Cylinder pressure regulation from 60 to 1.5 bar
- Easy to use: screw fitting onto the disposable cylinder (thread M10x1). Connect the pressure reducer with hose to the diffuser in the aquarium. Adjust CO2 bubble count at fine needle valve
- Fine needle valve: exact adjustment of bubble count, preadjusted working pressure: 1.5 bar (readjustment possible), 2 pressure gauges: working and cylinder pressure, connection thread: M 10 x 1
- Safe to use: excess pressure safety valve, highest reliability: diaphragm controlled pressure reducer
- Package contents: pressure reducer for disposable CO2 bottles, ProFlora u001



JBL PROFLORA u001

Accessories



JBL PROFLORA Direct
High performance direct
diffuser for CO₂



**JBL PROFLORA Adapt
u-m**
Conversion adapter for the
change over from disposable
to refillable cylinder system



**JBL PROFLORA 3 x
u500**
CO₂ disposable storage
cylinder



JBL PROFLORA u500
500 g disposable CO₂ storage
cylinder



JBL PROFLORA T3
Special hose for CO₂ systems
in aquariums



JBL PROFLORA v002
Noiseless solenoid valve



**JBL PROFLORA Taifun
Extend**
Extension for CO₂ high-
performance diffuser



**JBL PROFLORA Taifun
M**
CO₂ high-performance diffuser



JBL PROFLORA Taifun S
Extendable CO₂ diffuser for
small aquariums

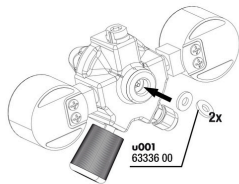


JBL PROFLORA Taifun P
Mini CO₂ diffuser for nano
freshwater aquariums

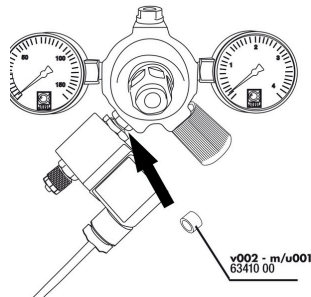


JBL PROFLORA u001

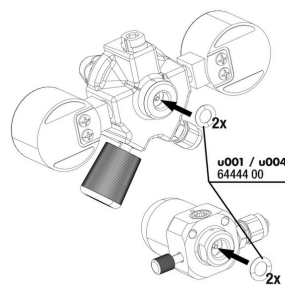
 Spare parts



JBL ProFlora "u" flat seal




JBL ProFlora "u/m" flat seal



JBL ProFlora "u" O-ring seal



JBL ProFlora Allen key 6mm



JBL tube screw connection 4/6 pressure reducer



JBL PROFLORA u001



Product information

Easy to install:


Screw the fitting onto the disposable CO2 cylinder. Connect the pressure reducer with a hose to the diffuser in the aquarium. Adjust the CO2 bubble count with the fine needle valve. The two pressure gauges indicate the cylinder and the working pressure.

Hazard-free use:

The pressure reducer is equipped with an excess pressure safety valve. This ensures a safe release if the working pressure is set too high, without damaging the fitting. The diaphragm control of the pressure reducer ensures absolute reliability. Tip: With the purchase of the adapter JBL ProFlora Adapt u-m the fitting can be converted to a refillable cylinder system.

Function of the pressure reducer:

To reduce the pressure from the pressurised gas cylinder, a pressure reducer is screwed on (JBL PROFLORA u001 or m001). It reduces the 50-60 bar cylinder pressure to a working pressure of approx. 1.5 bar. This 1.5 bar is then dosed so precisely by a small hand wheel (fine needle valve) that individual CO2 bubbles are visible and countable in the connected bubble counter. On some pressure reducers the cylinder pressure and the working pressure are displayed on manometers. Strictly speaking, these displays are not absolutely necessary because the cylinder pressure does not slowly drop as with diving cylinders with compressed air and one would thus be warned when the cylinder is running low. Instead, the pressure stays at its maximum pressure and then drops to zero in no time. So unfortunately there is no slow decrease of the cylinder filling pressure. The working pressure would only be important if it had to be adjusted. But this is normally not necessary. But somehow, most people feel better if the two pressure gauges provide them with pressure indications.

Further information	
FAQ	✓
Blog	✓
Press	✓
Laboratory/calculator	✗
Worth reading	✓
Spare parts	✓
Video	✓
GarantiePlus	✗
Instructions	✓
QR code	



JBL PROFLORA u001

Food type	-
Sub product type	-
Dosing	-