





JBL PROFLORA Taifun M

CO2 high-performance diffuser

Suitable for:



- Loss-free enrichment with main plant nutrient carbon dioxide: CO2 diffuser for freshwater aquariums max. 400 l in volume, min. 30 cm in height
- Easy to install: connect the diffuser with special hose to the CO2 fertiliser system (not included), using suction holder place in the aquarium
- Visible and efficient diffusion of CO2, operation without additional pump, no separate bubble counter required, easy to clean, can be dismantled completely, suitable for all common CO2 systems, extendable
- Collection cap to prevent CO2 loss, sturdy Makrolon, up to max. 400 l at 4 °KH, up to 200 l at 10 °KH
- Package contents: CO2 high-performance diffuser, ProFlora Taifun, size: 190 mm, incl. 2 m special CO2-proof hose

You may also be interested in

You can find a complete overview here: <https://www.jbl.de/qr/64460>



JBL PROFLORA CO2 Count Safe

Bubble counter with backflow stop



JBL PROFLORA m001 duo

Fitting to reduce pressure for 2 CO2 diffusers



JBL PROFLORA v002

Noiseless solenoid valve





JBL PROFLORA Taifun M

Accessories



JBL Power Clean
Cleaning solution for CO2
diffusers and decoration



JBL PROFLORA T3
Special hose for CO2 systems
in aquariums



JBL PROFLORA Taifun M



Spare parts



JBL Suction cup with clip 37 mm

Rubber suction cup with clip
for objects of 37-45 mm



JBL PROFLORA Taifun M



Product information


Easy installation

The diffuser is suitable for all common CO2 systems. Connection to CO2 hose with 4/6 mm. Mount the diffuser with suction cups in the aquarium. The right amount of CO2 is different for each aquarium and depends on the volume, water movement and planting of the aquarium. The CO2 content can be checked by means of a CO2 test.

Reactors/diffusers:

In the aquarium, the CO2 gas should now be dissolved in the water so that it is available to the plants as staple food. For this purpose there are several possibilities available: In the JBL PROFLORA TAIFUN P a ceramic disc forms the connection to the water. The CO2 is pressed through in tiny bubbles and dissolves in the aquarium water on its way to the surface. For this reason, diffusers should always be placed as low as possible below the water surface. The only exception is the JBL PROFLORA DIRECT, which is integrated into the water-returning hose from the external filter. It also has a ceramic membrane through which the CO2 enters the water and dissolves on its way from the filter back into the aquarium.

In the JBL PROFLORA TAIFUN S5 and M the CO2 bubbles rise upwards as in a round parking garage driveway and dissolve in the parking garage i.e. in the aquarium water. A residual of bubbles still reaches the top, but it hardly contains any CO2. On its way up the bubble has also absorbed gases from the aquarium water (O2 etc.). So don't worry about wasting too much CO2! For the very concerned, the bubble remains are collected in a chamber at the top. Both diffusers TAIFUN S5 and M can be extended with modules (JBL PROFLORA TAIFUN Extend) if your aquarium requires more CO2 or if you are changing to a larger aquarium. Their length is only limited by the aquarium height.

Further information	
FAQ	✓
Blog	✓
Press	✓
Laboratory/calculator	✗
Worth reading	✓
Spare parts	✓
Video	✓
GarantiePlus	✗
Instructions	✓
QR code	





JBL PROFLORA Taifun M

Food type	-
Sub product type	-
Dosing	-

