




# JBL PROFLORA CO<sub>2</sub> TAIFUN SPIRAL 5

Expandable CO<sub>2</sub> reactor for freshwater aquariums

Suitable for: 



- Loss-free enrichment of the main plant nutrient carbon dioxide: CO<sub>2</sub> reactor for freshwater aquariums from 40 to 200 l from a height of 12 cm
- Easy to install: use the special CO<sub>2</sub> hose to connect the reactor to the CO<sub>2</sub> fertiliser system (not included), use the suction holders to position the reactor in the aquarium
- Visible and efficient diffusion of CO<sub>2</sub>, operation without additional pump, no separate bubble counter necessary, easy to clean, completely dismountable, suitable for all common CO<sub>2</sub> systems, expandable
- Collecting cap to compensate CO<sub>2</sub> loss, sturdy Makrolon, up to max. 200 l at 4°KH, up to 100 l at 10°KH
- Package contents: CO<sub>2</sub> high diffusion reactor with 5 modules + base module with hose connection + collecting cap module on top, 2 holding clips with suction cups, 2 m special CO<sub>2</sub> hose, height 11 cm



# JBL PROFLORA CO2 TAIFUN SPIRAL 5



Spare parts



## JBL Suction cup with clip 37 mm

Rubber suction cup with clip  
for objects of 37-45 mm



# JBL PROFLORA CO2 TAIFUN SPIRAL 5



## Product information

### Ideal nutrition for plants

Having the right CO2 concentration in the water is hugely important for aquarium plants. Carbon dioxide is the plants' main nutrient and it fully promotes their growth. Plants use CO2 for photosynthesis and this supplies the water with essential oxygen. They prevent algae growth, remove pollutants, provide hiding places and reduce germs.

### Efficient enrichment of the aquarium water with CO2:


The CO2 gas enters the lowest module through the CO2 supply hose in the middle of the reactor. There it enters the bends of the CO2 reactor in bubbles (visible and thus countable) and rises upwards in a circle, like in a car park driveway. On this long path, the CO2 dissolves from the CO2 bubbles in the aquarium water. In this way, the CO2 system supplies the aquarium plants with their main nutrient, carbon dioxide.

### Why don't the CO2 bubbles dissolve completely?

On their way up, the bubbles release CO2 into the aquarium water, but at the same time absorb other gases from the water, because these gases are more concentrated in the aquarium water than in a CO2 bubble. Therefore, the CO2 content in the bubble decreases and, for example, the oxygen and nitrogen gas content increases. At the end of its journey through the CO2 reactor, it has clearly become less, but it only contains as much CO2 as the surrounding water and all the gases that are also contained in the aquarium water.

### Extension

If the desired CO2 content is not achieved even though the bubble count has been increased, the reactor can be extended by adding further modules. This extends the path for the CO2 bubbles and more CO2 can be added. The only limitation is the height of the aquarium.

Further information	
FAQ	✓
Blog	✓
Press	✗
Laboratory/calculator	✗
Worth reading	✓
Spare parts	✓
Video	✓
GarantiePlus	✗
Instructions	✓
QR code	






# JBL PROFLORA CO2 TAIFUN SPIRAL 5



## Product details

Article data	
Product name	JBL PROFLORA CO2 TAIFUN SPIRAL 5
Art. No.	6468400
EAN number	4014162646842
EAN as barcode	
Range	40-200 l
Size	110 mm
Expiry months	-
RRP incl. VAT	18,02 €
Base price	-
Nominal filling quantity	-
Base quantity	1
Gross weight	177.47 g
Net weight	147 g
Weight change	-

Disposal	
Product name	JBL PROFLORA CO2 TAIFUN SPIRAL 5
Art. No.	6468400
Green dot	✓
Group electronic waste	-
Disposal weight	-
Battery type	-
Battery return	-
Battery rechargeable	-
Disposal weight battery	-
Non-returnable glass	-
PPK	30.29 g
Plastic small	-
Plastic large	-
Disposal weight metal	0 g

Features	
Product name	JBL PROFLORA CO2 TAIFUN SPIRAL 5
Art. No.	6468400
Animal species	Arowana, Axolotl, Barbels, Bettas, Bichirs/reedfish, Blowfish, Catfish, Cichlids (South America), Crayfish, Danions, Discus, Dwarf shrimps, Flowerhorn, Goldfish, Gouramis, Guppy, Juvenile fish, Killifish, Livebearers, Loaches, Panchaxes, Rainbowfish, Snails, Spiny eels, Tetra, Veiltails, freshwater butterflyfish





Features	
Animal size	For all animal sizes
Animal age group	All aquarium fish
Volume of habitat	40-200 l
Material	plastic (PC)
Food type	-
Colour	transparent / black
Dosage	-
Transport conditions	-



# JBL PROFLORA CO2 TAIFUN SPIRAL 5

Electronic label / illuminant	
Product name	JBL PROFLORA CO2 TAIFUN SPIRAL 5
Art. No.	6468400
Ambient temperature	-
Start time	-
Mercury	-
Tube length	-
Service life	-
Lumen	-
CRI value	-
Dimmable	-
Switching cycles	-
PAR value	-
Energy efficiency class	-
UV-A	-
UV-B	-
UV-C	-
Colour temperature	-
Base designation	-

Technical data	
Product name	JBL PROFLORA CO2 TAIFUN SPIRAL 5
Art. No.	6468400
Range in litres	-
Range from - to	-
Range in days	-
Range tank length	-
Output in watts	-
Output per hour	-
Output per day	-
Height	110 mm
Length	60 mm
Width	50 mm
Diameter	-
Voltage	-
For	-
T8 26mm (watt)	-
T5 16mm (watt)	-
Size	-
Content for	-
Filter container volume	-
Volume filter media	-
Hose connections pressure/out	-
Hose connections suction/in	-





Technical data	
Delivery head	-





# JBL PROFLORA CO2 TAIFUN SPIRAL 5

Food type	-
Sub product type	-
Dosing	-







**Additional information for the specialist trade sector**

Article data	
Product name	JBL PROFLORA CO2 TAIFUN SPIRAL 5
Art. No.	6468400
VAT	20%
Sales unit (SU)	3
Volume packaging	1.2l
Dimensions (l/w/h)	86 mm/86 mm/163 mm
Layer	72
Pallet	720
Category of products	3
Customs tariff	39269097
Country of origin	DE
Type of packaging	Faltschachtel/Karton

PU 1 data	
Product name	JBL PROFLORA CO2 TAIFUN SPIRAL 5
Art. No.	6468400
PU 1 material	film gr
PU 1 weight	4 g
PU 1 length	86 mm
PU 1 width/depth	258 mm
PU 1 height	163 mm

PU 2 data	
Product name	JBL PROFLORA CO2 TAIFUN SPIRAL 5
Art. No.	6468400
PU 2 material	None
PU 2 weight	-
PU 2 length	-
PU 2 width/depth	-
PU 2 height	-

Trade data	
Product name	JBL PROFLORA CO2 TAIFUN SPIRAL 5
Art. No.	6468400
Till receipt text	PF CO2 TAIFUN 5
Shelf placement	-

